

Monthly Income:	Monthly Expenses:	Monthly Cash Flow:	Pro Forma Cap Rate:
\$750.00	\$273.87	\$481.50	15.21%
NOI	Total Cash Needed	Cash on Cash ROI	Purchase Cap Rate
\$5,778.00	\$34,500.00	16.75%	19.92%

Property Information

Purchase Price:	\$29,000.00
Purchase Closing Costs:	\$1,500.00
Estimated Repair Costs:	\$4,000.00
Total Cost of Project:	\$34,500.00
After Repair Value	\$38,000.00

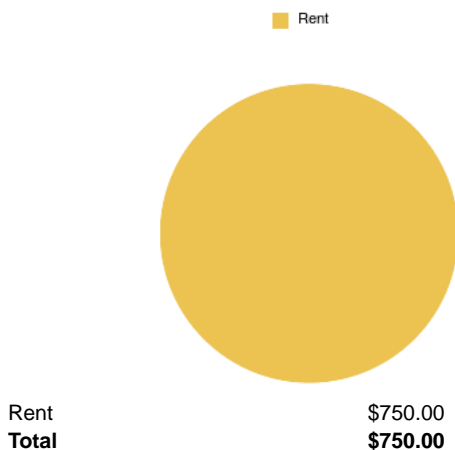
Property Description

This quaint 2 bedroom, 1 bath home. It has a covered front porch and a large fenced-in back yard with a shed. The inside has an open floor plan with a lot of natural light!

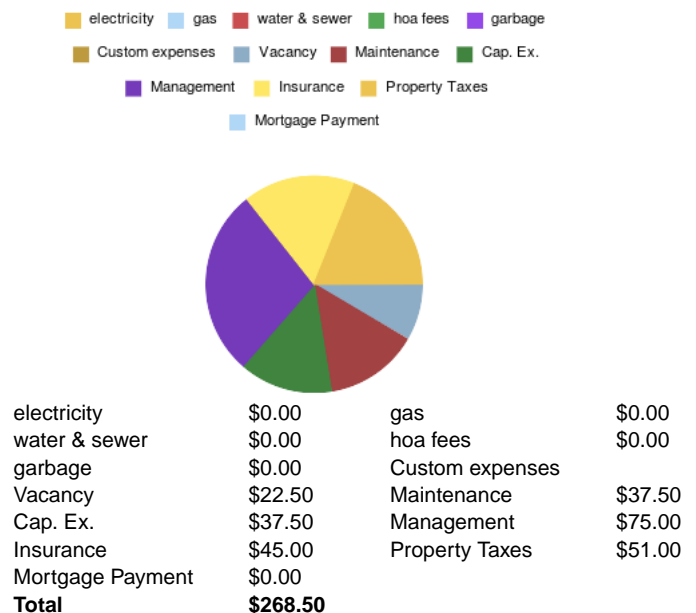
Down Payment:	\$29,000.00
Loan Amount:	\$0.00
Loan Points:	\$0.00
Loan Fees:	\$0.00
Loan Interest Rate:	-
Monthly P&I:	\$0.00



Income



Expenses



Financial Projections

Total Initial Equity:	\$38,000.00		
Gross Rent Multiplier:	3.22		
Income-Expense Ratio (2% Rule):	2.17%		
Typical Cap Rate:	19.92%	Debt Coverage Ratio:	0.00
ARV based on Cap Rate:	\$29,000.00		

50% Rule Cash Flow Estimates

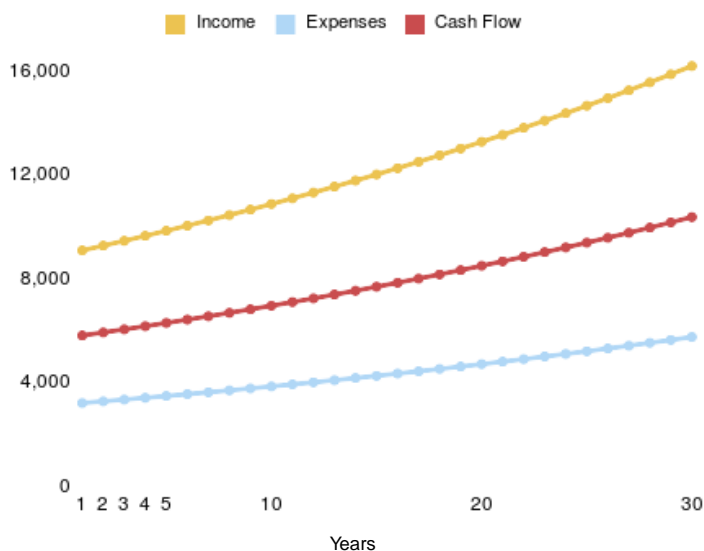
Total Monthly Income:	\$750.00
x50% for Expenses:	\$375.00
Monthly Payment/Interest Payment:	\$0.00
Total Monthly Cash Flow using 50% Rule:	\$375.00

Analysis Over Time

Annual Growth Assumptions	2% Expenses	2% Income	2% Property Value				
	Year 1	Year 2	Year 5	Year 10	Year 15	Year 20	Year 30
Total Annual Income	\$9,180	\$9,364	\$9,937	\$10,971	\$12,113	\$13,374	\$16,302
Total Annual Expenses	\$3,286	\$3,352	\$3,557	\$3,928	\$4,336	\$4,788	\$5,836
Total Annual Cashflow	\$5,894	\$6,011	\$6,379	\$7,043	\$7,776	\$8,586	\$10,466
Cash on Cash ROI	17.08%	17.42%	18.49%	20.42%	22.54%	24.89%	30.34%
Property Value	\$38,760	\$39,535	\$41,955	\$46,322	\$51,143	\$56,466	\$68,832
Equity	\$38,760	\$39,535	\$41,955	\$46,322	\$51,143	\$56,466	\$68,832
Loan Balance	\$0	\$0	\$0	\$0	\$0	\$0	\$0
Total Profit if Sold	\$10,154	\$16,940	\$38,125	\$76,355	\$118,563	\$165,164	\$273,422
Annualized Total Return	29%	22%	16%	12%	10%	9%	8%

Income, Expenses and Cash Flow (in \$)

Loan Balance, Value and Equity (in \$)



Calculations based on a 31-day month. The calculators found on BiggerPockets are designed to be used for informational and educational purposes only, and when used alone, do not constitute investment advice. BiggerPockets recommends that you seek the advice of a real estate professional before making any type of investment. The results presented may not reflect the actual return of your own investments. BiggerPockets is not responsible for the consequences of any decisions or actions taken in reliance upon or as a result of the information provided by these tools. Furthermore, BiggerPockets is not responsible for any human or mechanical errors or omissions.

House Size (sq. ft)

733.0

Year Built

1950



Calculations based on a 31-day month. The calculators found on BiggerPockets are designed to be used for informational and educational purposes only, and when used alone, do not constitute investment advice. BiggerPockets recommends that you seek the advice of a real estate professional before making any type of investment. The results presented may not reflect the actual return of your own investments. BiggerPockets is not responsible for the consequences of any decisions or actions taken in reliance upon or as a result of the information provided by these tools. Furthermore, BiggerPockets is not responsible for any human or mechanical errors or omissions.