

<b>Monthly Income:</b>	<b>Monthly Expenses:</b>	<b>Monthly Cash Flow:</b>	<b>Pro Forma Cap Rate:</b>
\$950.00	\$310.59	\$645.50	11.92%
<b>NOI</b>	<b>Total Cash Needed</b>	<b>Cash on Cash ROI</b>	<b>Purchase Cap Rate</b>
\$7,746.00	\$46,500.00	16.66%	18.89%

## Property Information

Purchase Price:	\$41,000.00
Purchase Closing Costs:	\$1,500.00
Estimated Repair Costs:	\$4,000.00
<b>Total Cost of Project:</b>	<b>\$46,500.00</b>
After Repair Value	\$65,000.00

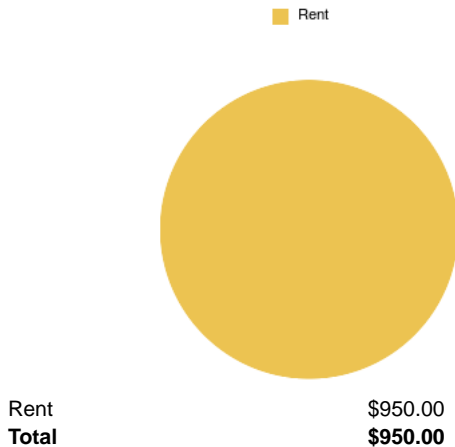
## Property Description

Family sized property with some updates.

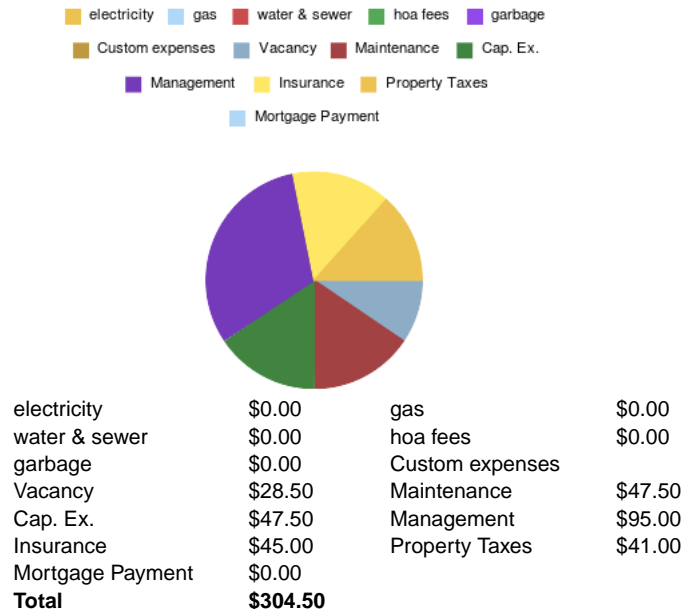
Down Payment:	\$41,000.00
Loan Amount:	\$0.00
Loan Points:	\$0.00
Loan Fees:	\$0.00
Loan Interest Rate:	-
<b>Monthly P&amp;I:</b>	<b>\$0.00</b>



## Income



## Expenses



## Financial Projections

Total Initial Equity:	\$65,000.00		
Gross Rent Multiplier:	3.60		
Income-Expense Ratio (2% Rule):	2.04%		
Typical Cap Rate:	18.89%	Debt Coverage Ratio:	0.00
ARV based on Cap Rate:	\$41,000.00		

## 50% Rule Cash Flow Estimates

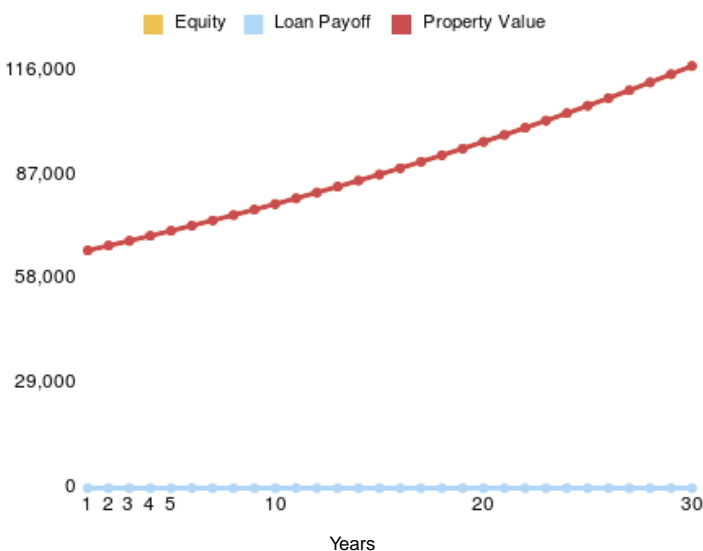
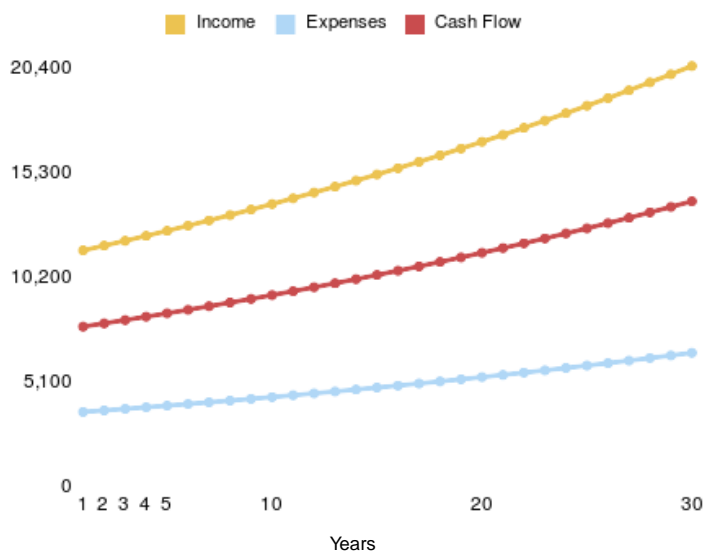
Total Monthly Income:	\$950.00
x50% for Expenses:	\$475.00
Monthly Payment/Interest Payment:	\$0.00
<b>Total Monthly Cash Flow using 50% Rule:</b>	<b>\$475.00</b>

## Analysis Over Time

Annual Growth Assumptions	2% Expenses		2% Income		2% Property Value		
	Year 1	Year 2	Year 5	Year 10	Year 15	Year 20	Year 30
Total Annual Income	\$11,628	\$11,861	\$12,587	\$13,897	\$15,343	\$16,940	\$20,650
Total Annual Expenses	\$3,727	\$3,802	\$4,034	\$4,454	\$4,918	\$5,430	\$6,619
Total Annual Cashflow	\$7,901	\$8,059	\$8,552	\$9,442	\$10,425	\$11,510	\$14,031
Cash on Cash ROI	16.99%	17.33%	18.39%	20.31%	22.42%	24.75%	30.17%
Property Value	\$66,300	\$67,626	\$71,765	\$79,235	\$87,481	\$96,587	\$117,739
Equity	\$66,300	\$67,626	\$71,765	\$79,235	\$87,481	\$96,587	\$117,739
Loan Balance	\$0	\$0	\$0	\$0	\$0	\$0	\$0
Total Profit if Sold	\$27,701	\$37,086	\$66,382	\$119,248	\$177,615	\$242,058	\$391,764
Annualized Total Return	60%	34%	19%	14%	11%	10%	8%

### Income, Expenses and Cash Flow (in \$)

### Loan Balance, Value and Equity (in \$)



Calculations based on a 31-day month. The calculators found on BiggerPockets are designed to be used for informational and educational purposes only, and when used alone, do not constitute investment advice. BiggerPockets recommends that you seek the advice of a real estate professional before making any type of investment. The results presented may not reflect the actual return of your own investments. BiggerPockets is not responsible for the consequences of any decisions or actions taken in reliance upon or as a result of the information provided by these tools. Furthermore, BiggerPockets is not responsible for any human or mechanical errors or omissions.

House Size (sq. ft)

1369.0

Year Built

1949



Calculations based on a 31-day month. The calculators found on BiggerPockets are designed to be used for informational and educational purposes only, and when used alone, do not constitute investment advice. BiggerPockets recommends that you seek the advice of a real estate professional before making any type of investment. The results presented may not reflect the actual return of your own investments. BiggerPockets is not responsible for the consequences of any decisions or actions taken in reliance upon or as a result of the information provided by these tools. Furthermore, BiggerPockets is not responsible for any human or mechanical errors or omissions.